

# Covid-19 Health Metrics

SC May 6, 2021

# State Data



# Massachusetts Department of Public Health | COVID-19 Dashboard

## Trends: 7-day Averages Over Time

Released on: May 5, 2021  
Data as of: May 4, 2021  
Caution: recent data may be incomplete

### Navigation

Today's Overview

Overview Trends

COVID-19 Cases

COVID-19 Testing

Hospitalizations

COVID-19 Deaths

Higher Ed & LTCF

Patient Breakdown

City and Town Data

Resources

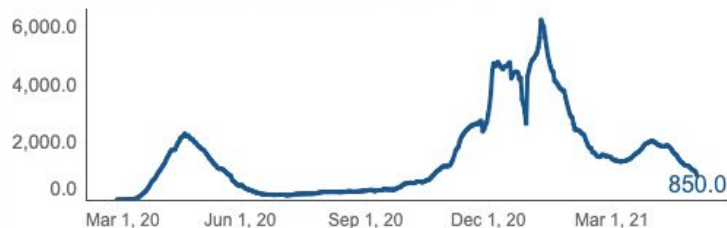
Data Archive

### Date Filter

3/1/2020 5/3/2021

### Cases

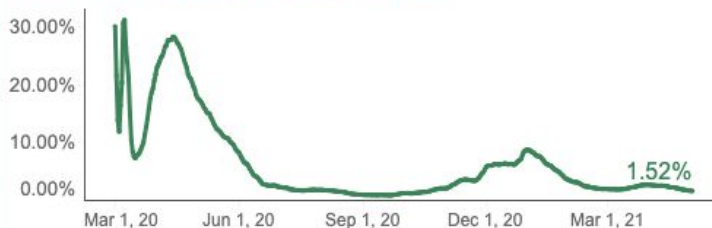
#### 7-day average of COVID-19 confirmed cases



The lowest observed value was 156.7 on 7/4/2020.

### Testing

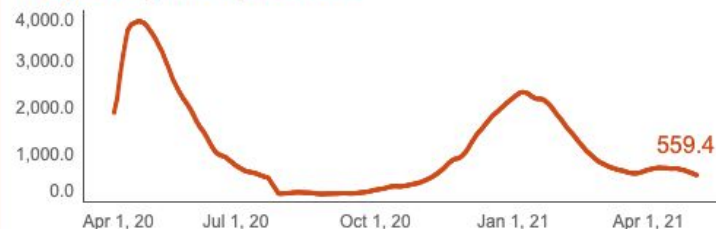
#### 7-day weighted average percent positivity



The lowest observed value was 0.77% on 9/21/2020.

### Hospitalizations

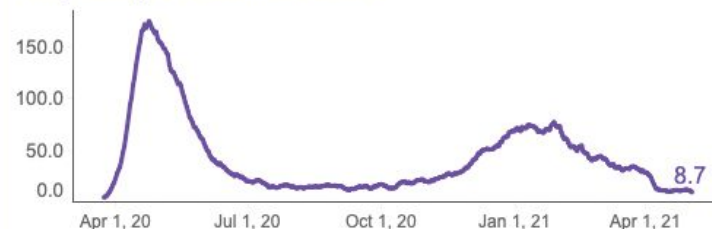
#### 7-day average of hospitalizations



The lowest observed value was 155.3 on 8/26/2020.

### Deaths

#### 7-day average of confirmed deaths

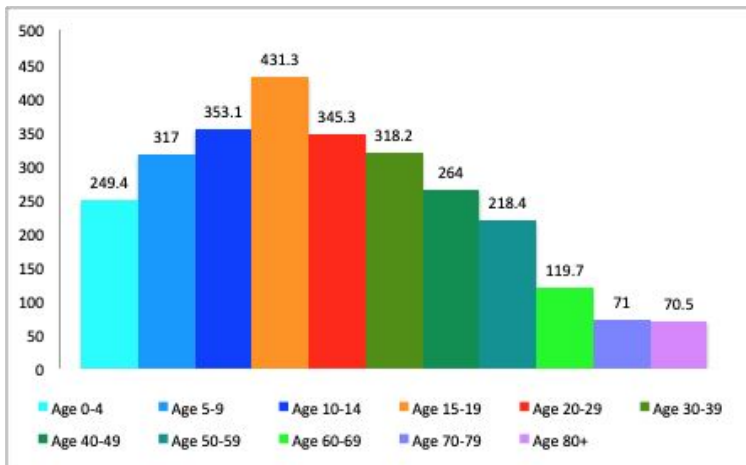


The lowest observed value was 8.7 on 5/3/2021.

The lowest observed value is since tracking of the lowest value began on April 15, 2020. For details on the definitions of each indicator please see the corresponding tab for that indicator. All data included in this dashboard are preliminary and subject to change. Data Sources: COVID-19 Data provided by the Bureau of Infectious Disease and Laboratory Sciences and the Registry of Vital Records and Statistics; Created by the Massachusetts Department of Public Health, Bureau of Infectious Disease and Laboratory Sciences, Office of Integrated Surveillance and Informatics Services.

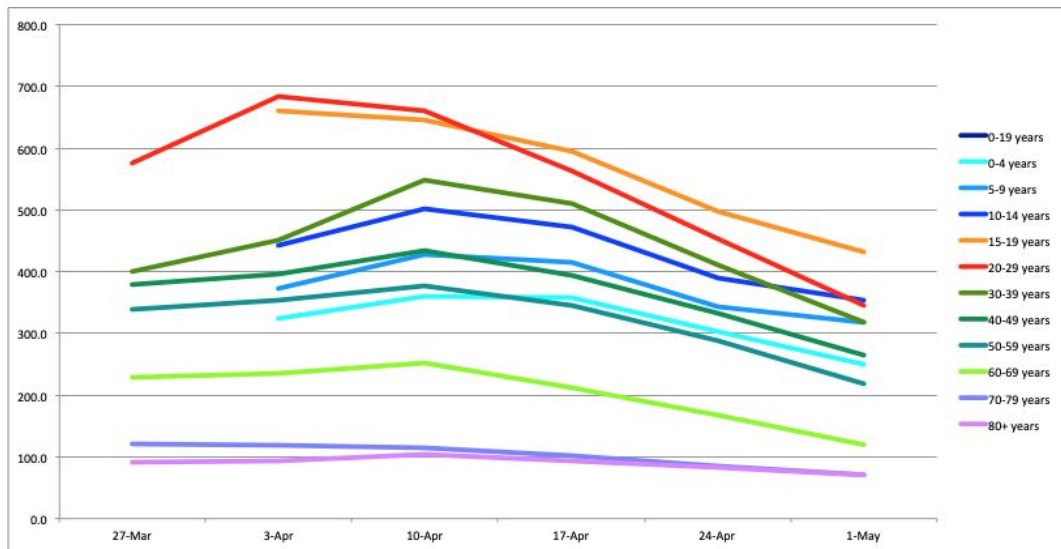
# Covid-19 Cases by Age Group

Case Rates per 100k for the last two weeks



Case rates are highest among people aged 15-19, followed by 10-14 and 20-29

Case Rates per 100k over last 6 weeks



Trends for all age groups have declined over the past month (slowing rate of decline among 5-9 and 10-14)

# Littleton Data

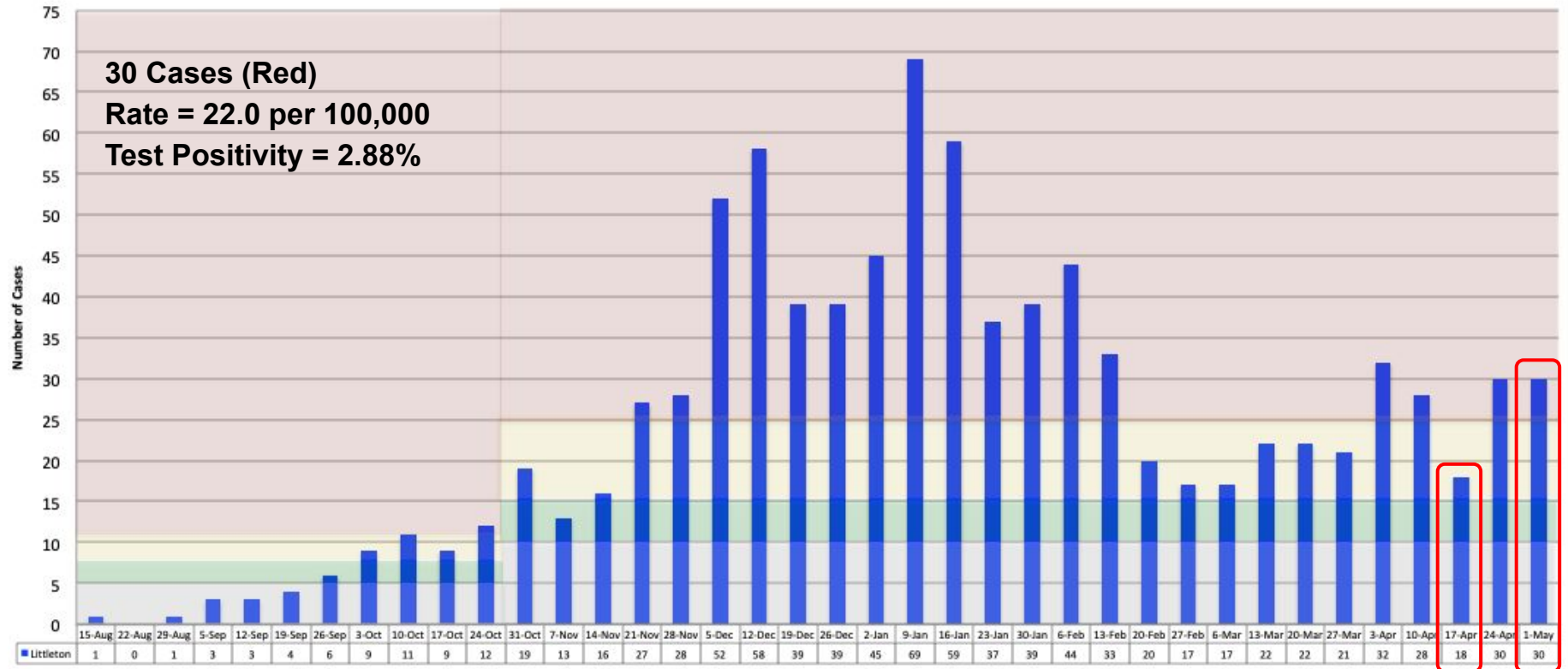
# Littleton: Number of Cases in 14-Day Period

**30 Cases (Red)**

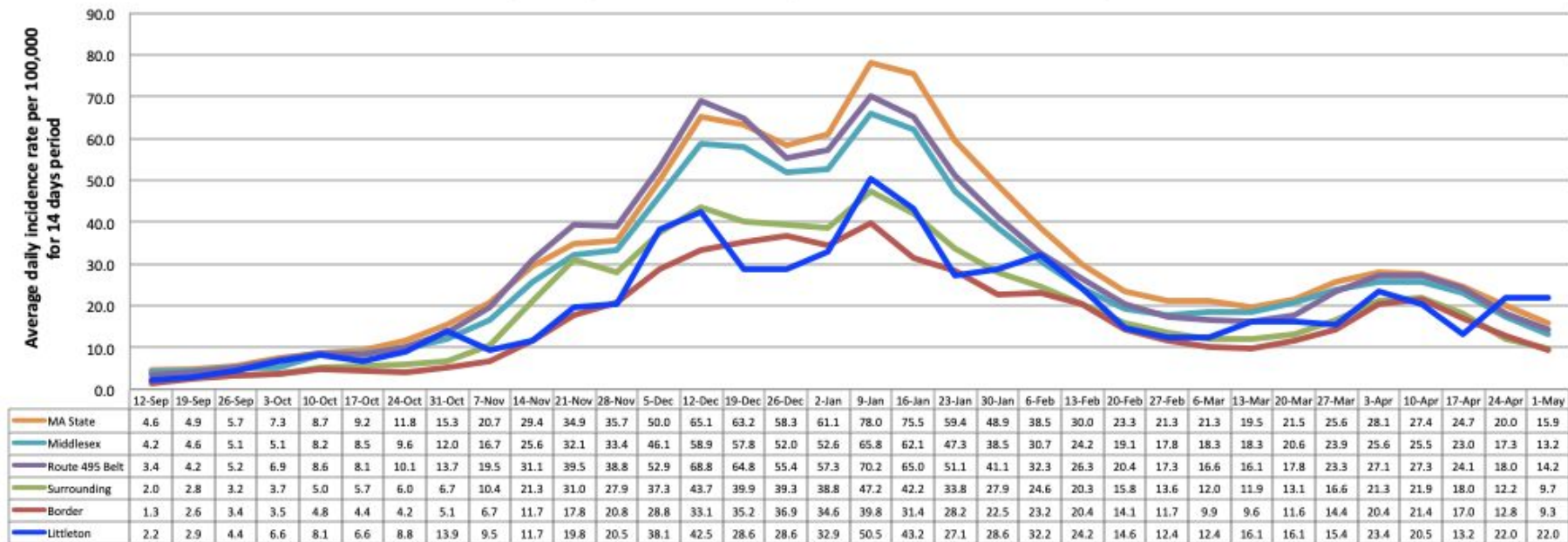
**Rate = 22.0 per 100,000**

**Test Positivity = 2.88%**

Number of Cases

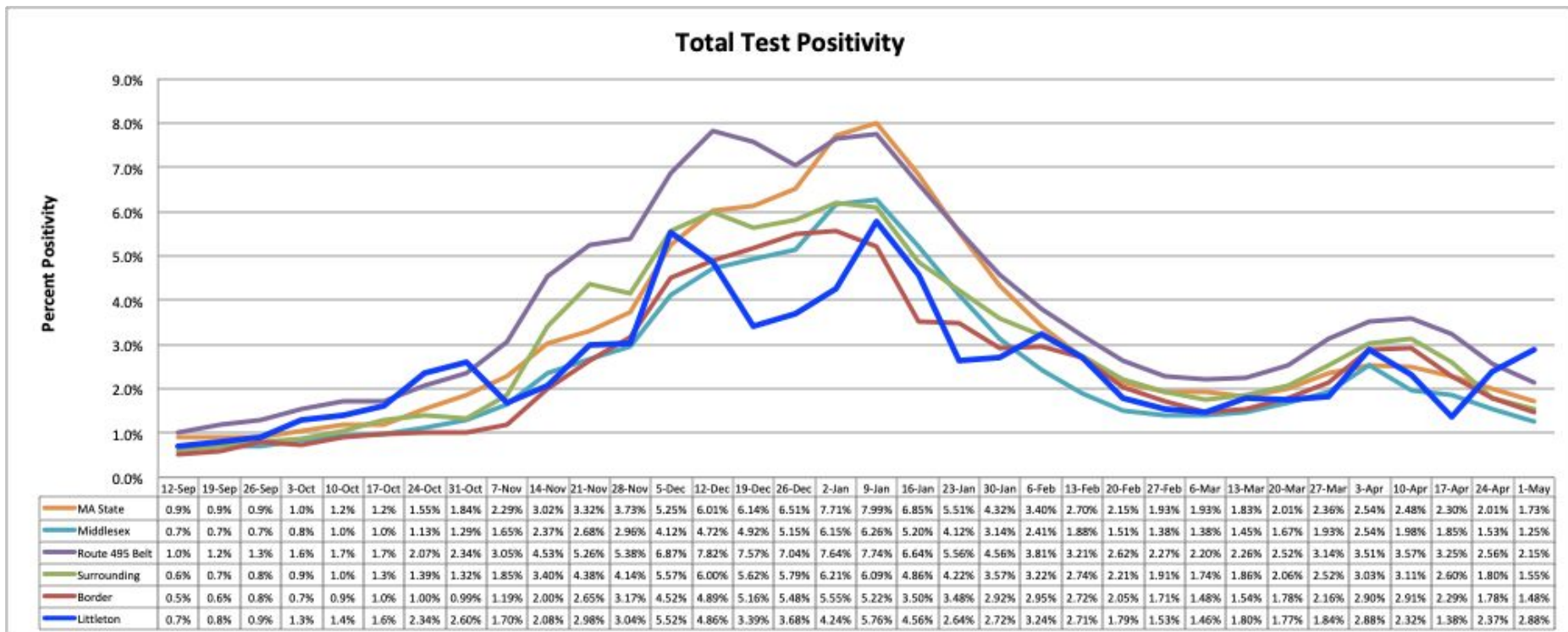


## Average Daily Incidence Rate per 100,000 for Past 14 Days



**Littleton - Rate 22.0 per 100k (higher than 2 weeks ago)**

**State, County, and surrounding areas all trended lower**

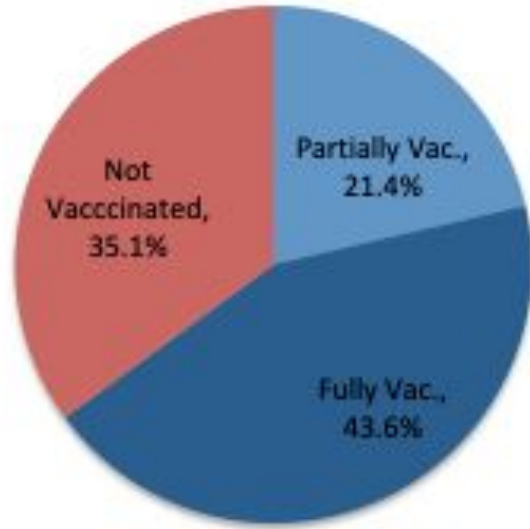


**Littleton: 1180 tests (stable) Test positivity 2.88% - trended higher for 2 weeks in a row**

**State, County, and surrounding areas have all trended lower over the last month**



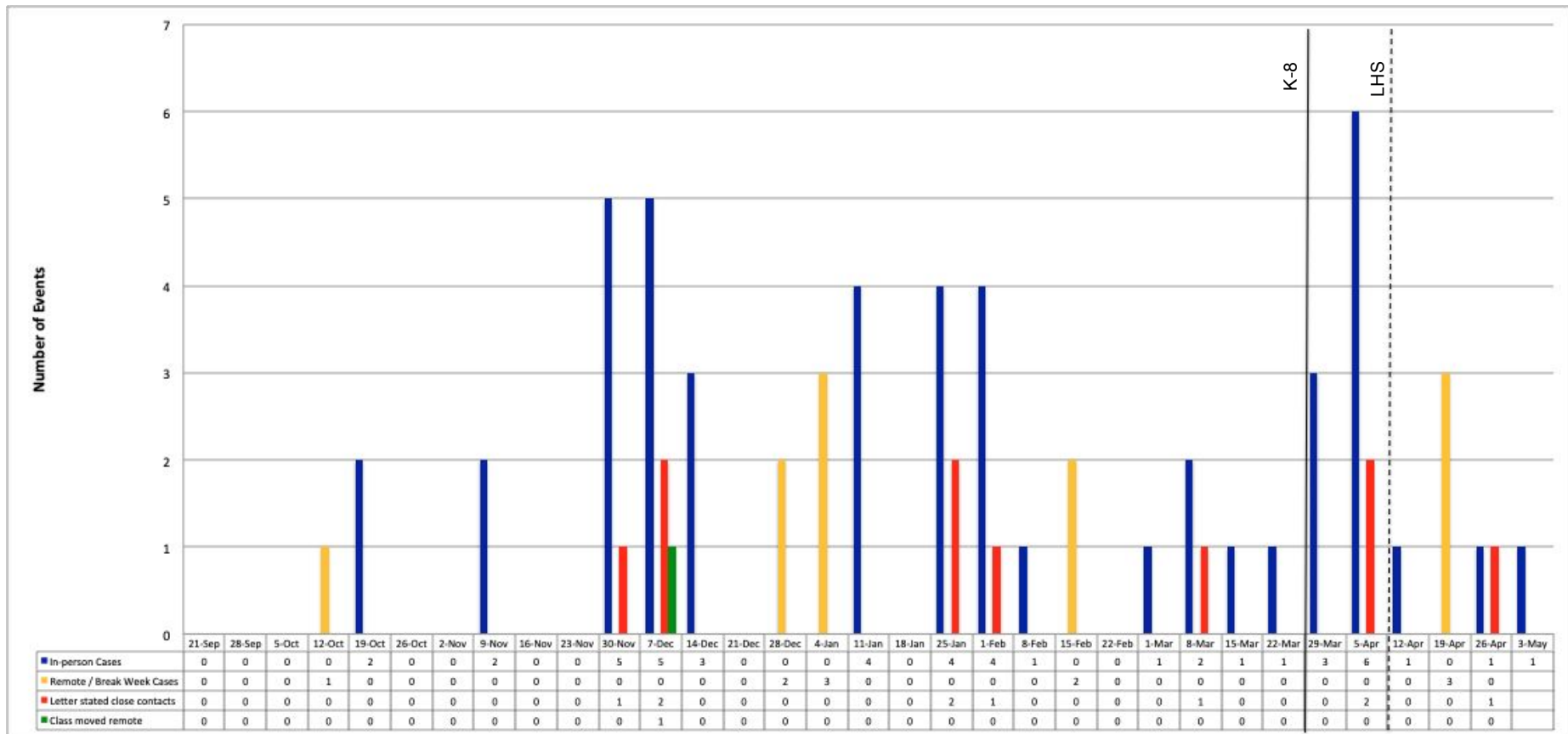
# Littleton - Vaccination Coverage



**All Littleton Residents - 65% with at least one dose**

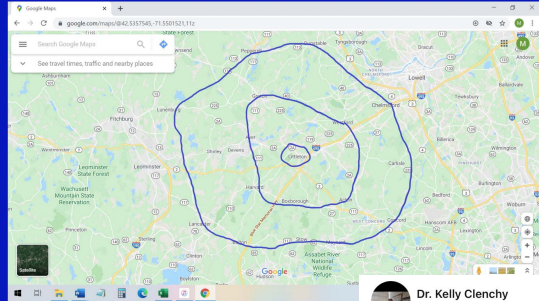
Age Group	At least 1 dose
0-19**	14% (+1%)
20-29	72% (+5%)
30-64	81% (+4%)
65+	86% (+1%)
**16+ eligible for vaccination	
Sex	At least 1 dose
Female	68% (+2%)
Male	58% (+4%)

# LPS Health Notification Letters



# How it started

## Littleton and Contiguous Communities +



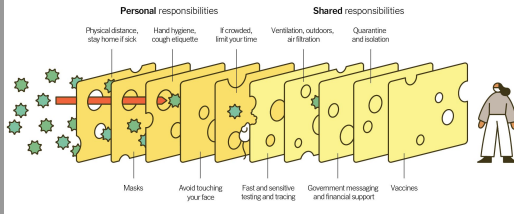
Dr. Kelly Clenchy  
@kbstel

In light of recent concerns regarding COVID-19, all **Littleton Schools** we be closed Friday March 13, 2020. We will send additional correspondence to our families and staff tomorrow afternoon after a conference call with DESE and **MA** DPH.

7:30 PM · 3/12/20 · Twitter for iPhone

### Multiple Layers Improve Success

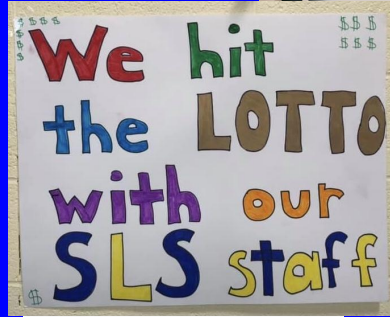
The Swiss Cheese Respiratory Pandemic Defense recognizes that no single intervention is perfect at preventing the spread of the coronavirus. Each intervention (layer) has holes.



# How it's going



THANK YOU!!! The LMS PTA would like to send a heartfelt THANK YOU to all the teachers and staff who keep our kids engaged and our school community strong! And thank you to all the volunteers who helped make this special lunch happen and who created all the great gifts!



LHS Retweeted



Danielle Bearden  
@Dbearden080809

@Littleton\_HS @mamaharve we had an amazing Senior Awards Night for NHS. We are so proud of all the accomplishments the students have had this year and know they have more to achieve in their futures.  
#TigerPride #NHS #SoProud



9:21 PM · 5/5/21 · Twitter for iPhone



Potent offense has Littleton looking to finish strong



Russell Street School  
@RSS\_Littleton

Spirit Week: Today was Color Day! 3rd grade in red, 4th grade in blue, 5th grade in green! So much participation today. We will end our week with school spirit day. Looking forward to RSS gear, tiger paws ( and snow boots??) 😊



2:19 PM · 4/15/21 · Twitter for iPhone

Littleton High School Drama

April 14 at 5:49 PM ·  
... what scene we filmed today...  
... for a couple of days off 😊

